HOBART



UW-120/UW-200

Spare Parts
Pièces Détachées
Ersatzteile
Onderdelen

Drain, strainers, frame and panels
Vidange, filtres, chassis et panneaux
Ablauf, Siebe, Gestell und Verkleidungen
Afvoer, zeven, tank en panelen

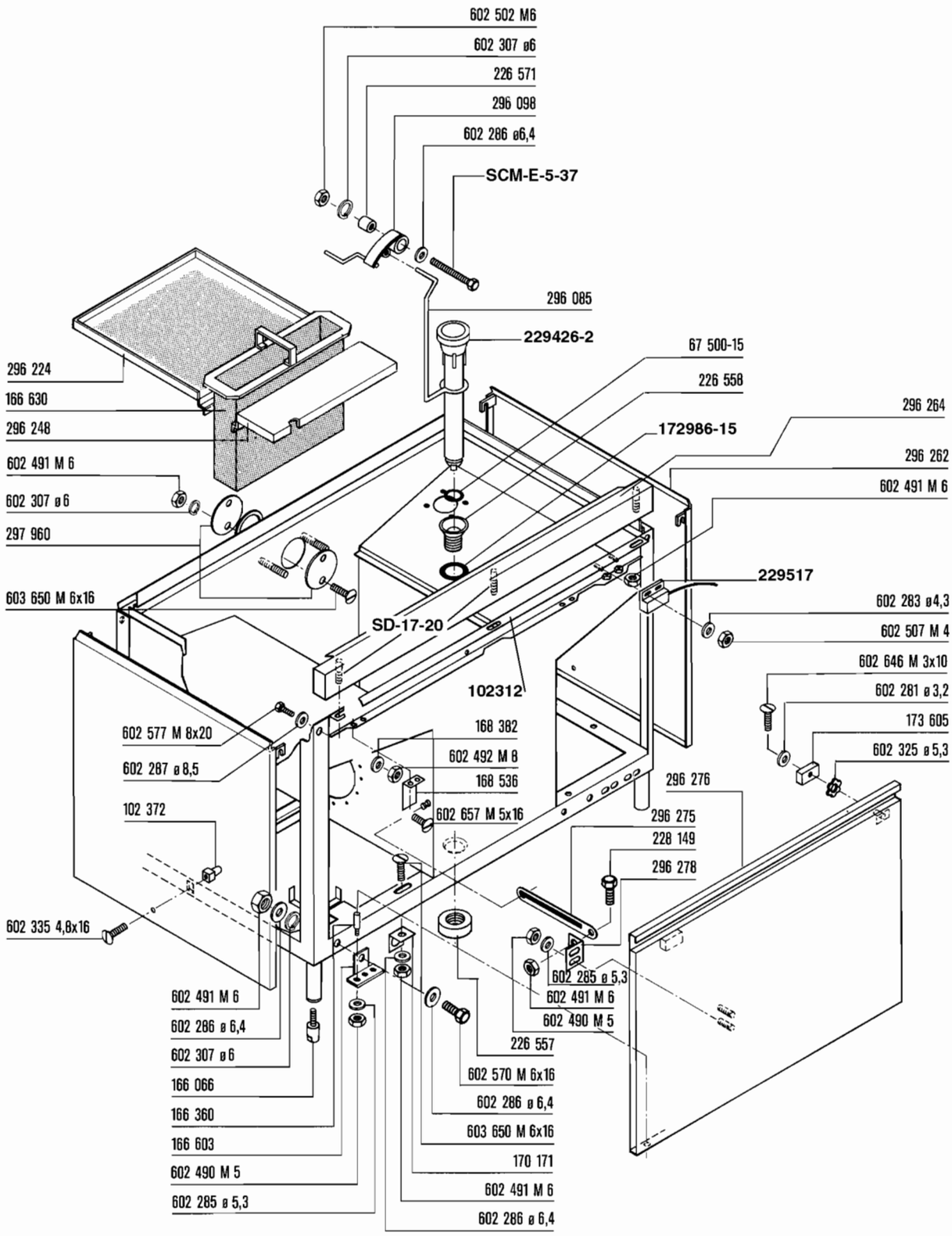

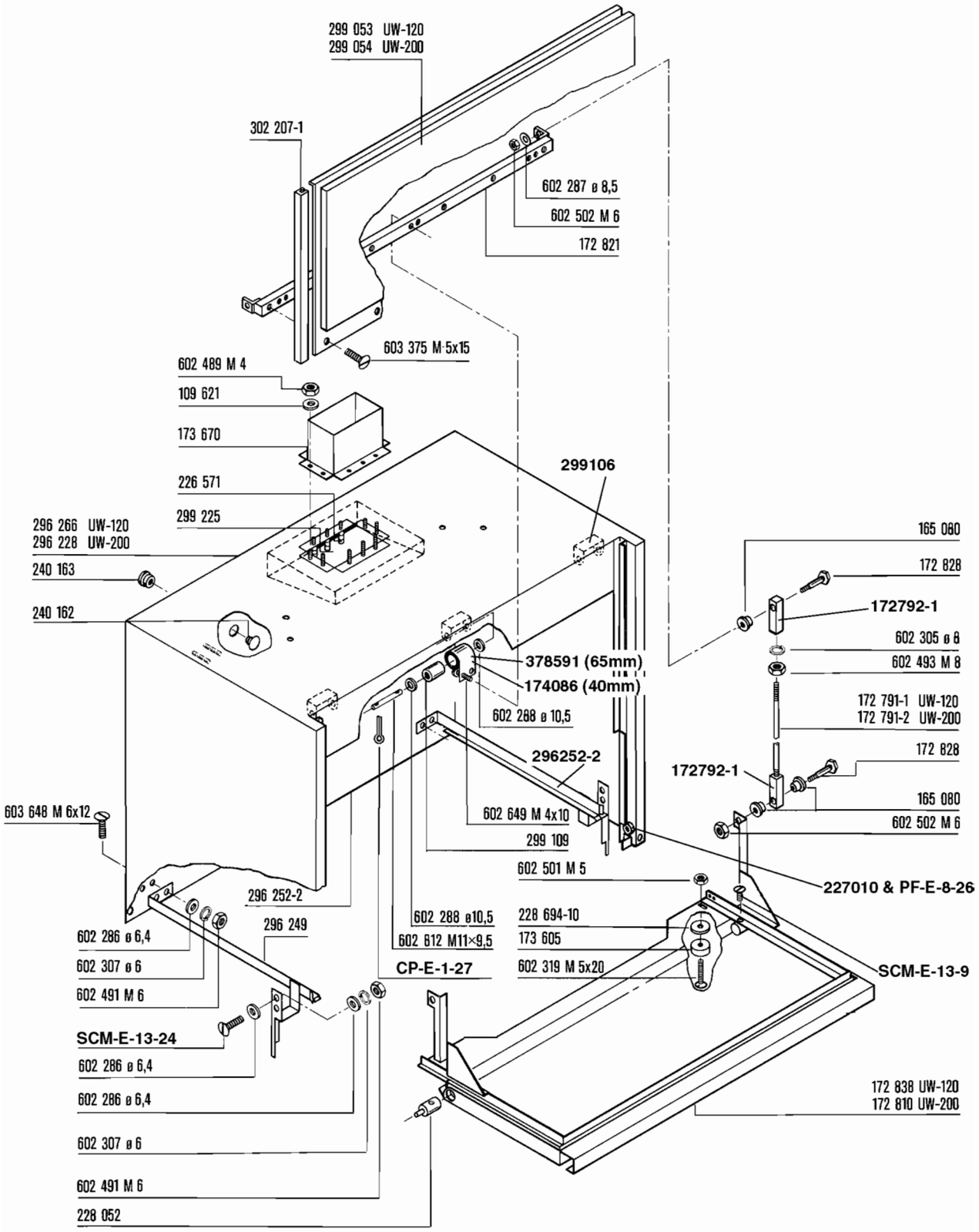
299 053 UW-120
299 054 UW-200
302 207-1
602 287 ø 8,5
602 502 M 6
172 821
603 375 M 5x15
602 489 M 4
109 621
173 670
226 571
299 225
296 266 UW-120
296 228 UW-200
240 163
240 162
299106
165 080
172 828
172792-1
602 305 ø 8
602 493 M 8
378591 (65mm)
174086 (40mm)
602 288 ø 10,5
172 791-1 UW-120
172 791-2 UW-200
172 828
172792-1
296252-2
165 080
602 502 M 6
603 648 M 6x12
602 649 M 4x10
299 109
602 501 M 5
227010 & PF-E-8-26
296 252-2
602 288 ø10,5
228 694-10
296 249
602 286 ø 6,4
602 812 M11×9,5
173 605
602 307 ø 6
CP-E-1-27
602 319 M 5x20
SCM-E-13-9
602 491 M 6
SCM-E-13-24
602 286 ø 6,4
602 286 ø 6,4
172 838 UW-120
172 810 UW-200
602 307 ø 6
602 491 M 6
228 052

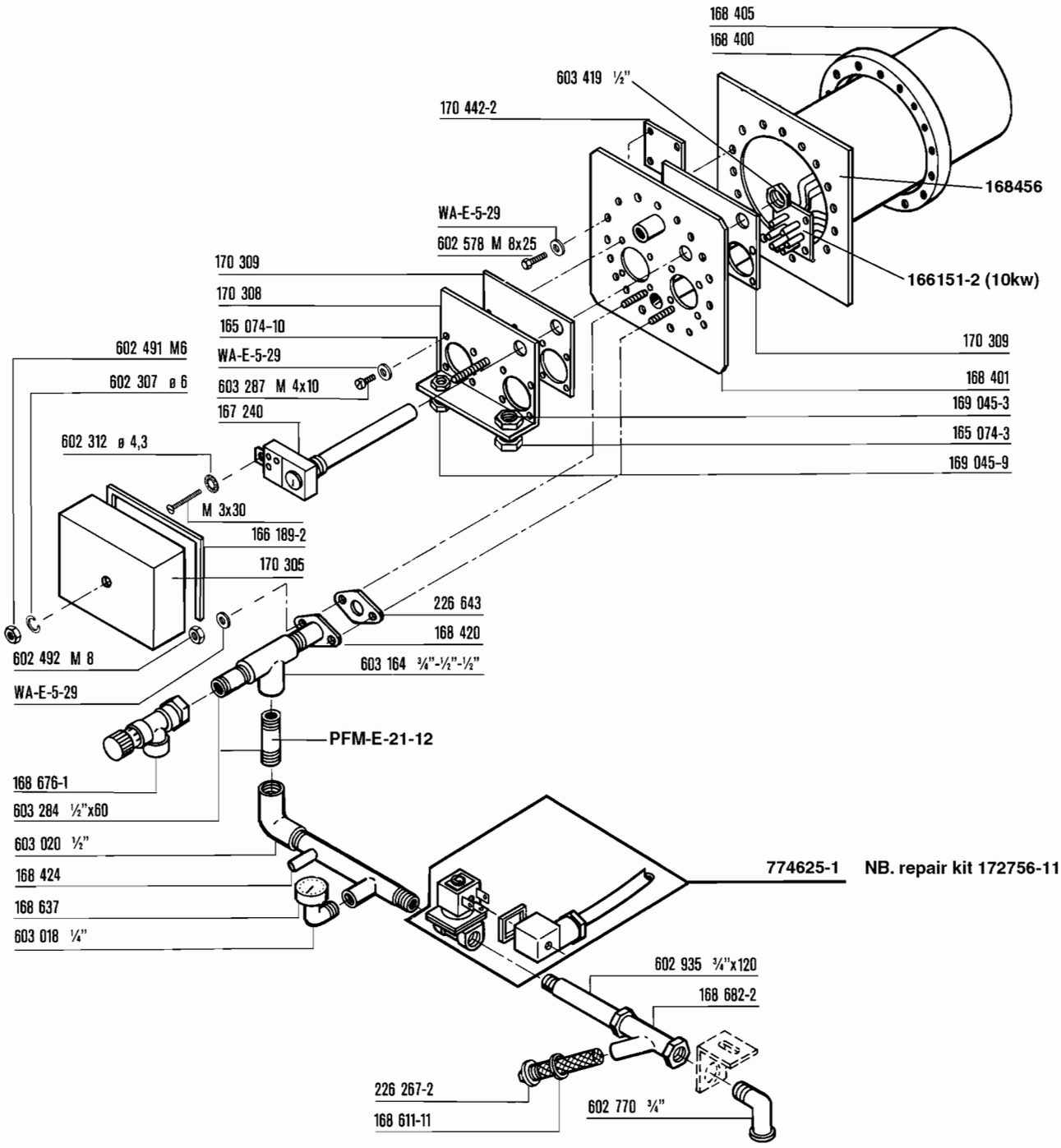
168 405
168 400
603 419 ½"
170 442-2
168456
WA-E-5-29
602 578 M 8x25
170 309
170 308
165 074-10
WA-E-5-29
603 287 M 4x10
167 240
166151-2 (10kw)
170 309
168 401
169 045-3
165 074-3
169 045-9
602 491 M6
602 307 ø 6
602 312 ø 4,3
M 3x30
166 189-2
170 305
226 643
168 420
603 164 ¾"-½"-½"
602 492 M 8
WA-E-5-29
PFM-E-21-12
168 676-1
603 284 ½"x60
603 020 ½"
168 424
168 637
603 018 ¼"
774625-1
NB. repair kit 172756-11
602 935 ¾"x120
168 682-2
226 267-2
168 611-11
602 770 ¾"

Rinse booster heater,steam or hot water
Surchauffeur,vapeur ou eau surchauffée
Durchlauferhitzer,Dampf oder Heißwasser
Booster,stoom of heet water

UW-120
UW-200

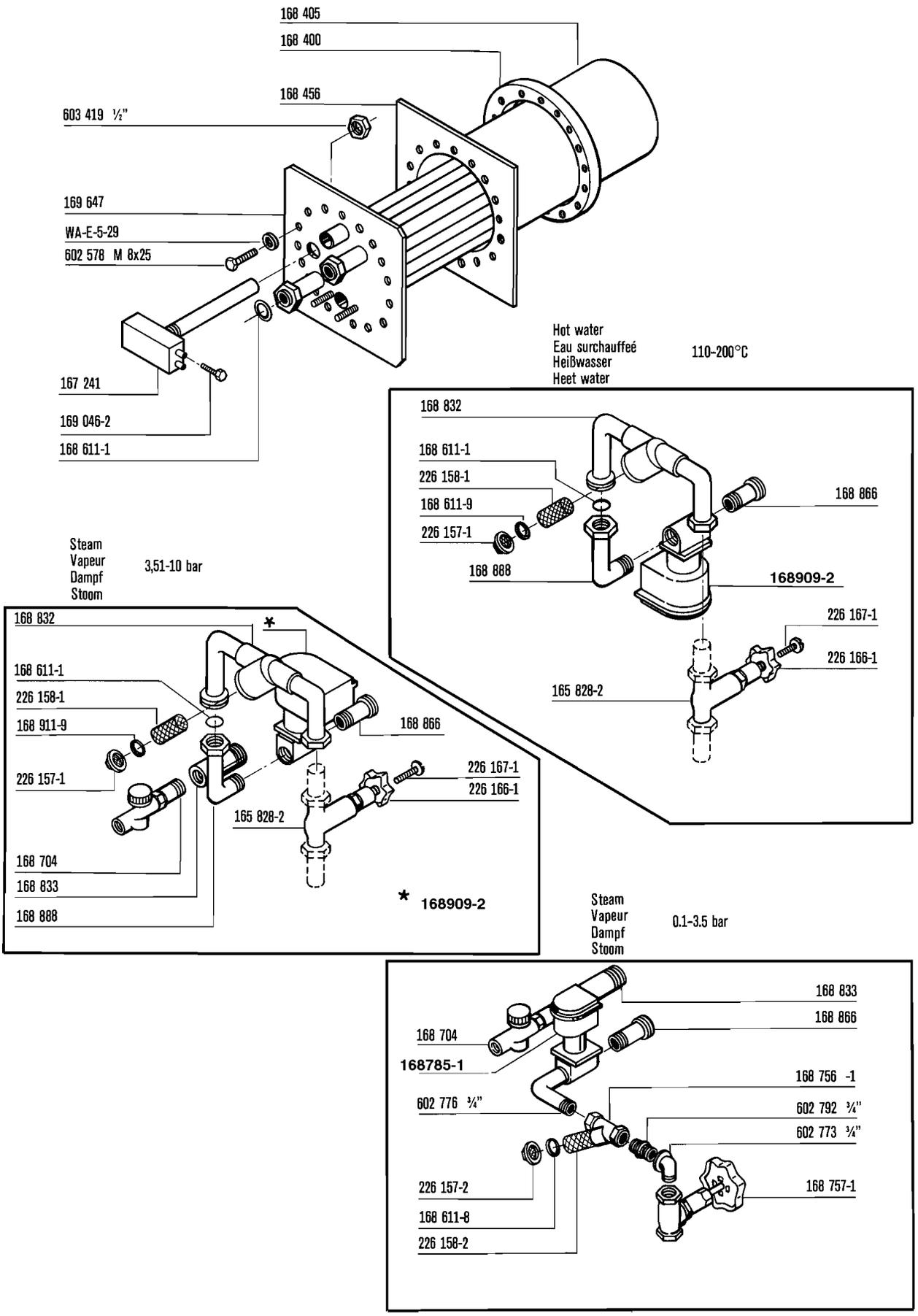

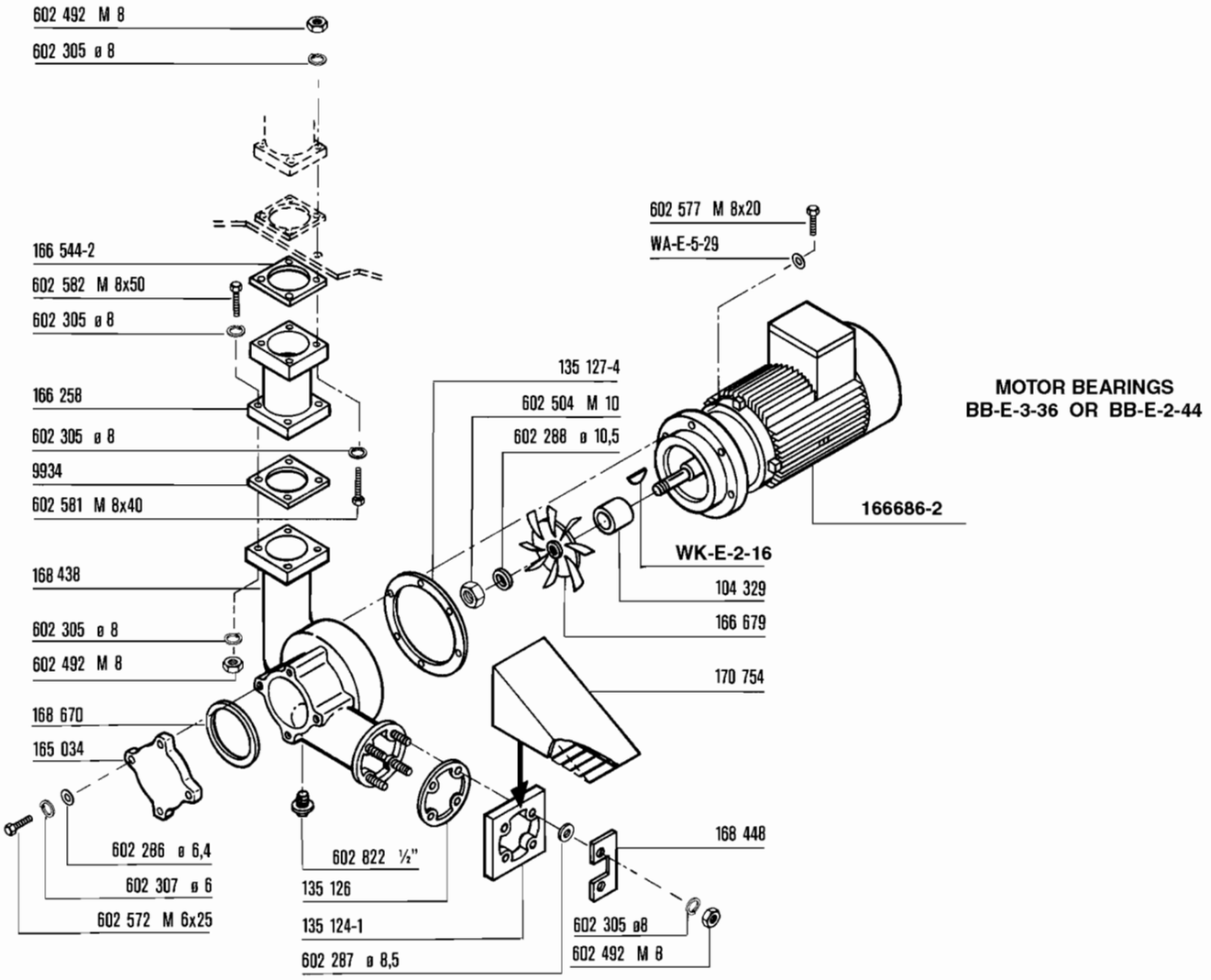
602 492 M 8
602 305 ø 8
166 544-2
602 582 M 8x50
602 305 ø 8
166 258
602 305 ø 8
9934
602 581 M 8x40
168 438
602 305 ø 8
602 492 M 8
168 670
165 034
602 286 ø 6,4
602 307 ø 6
602 572 M 6x25
602 822 ½"
135 126
135 124-1
602 287 ø 8,5
135 127-4
602 504 M 10
602 288 ø 10,5
602 577 M 8x20
WA-E-5-29
MOTOR BEARINGS
BB-E-3-36 OR BB-E-2-44
166686-2
WK-E-2-16
104 329
166 679
170 754
168 448
602 305 ø8
602 492 M 8

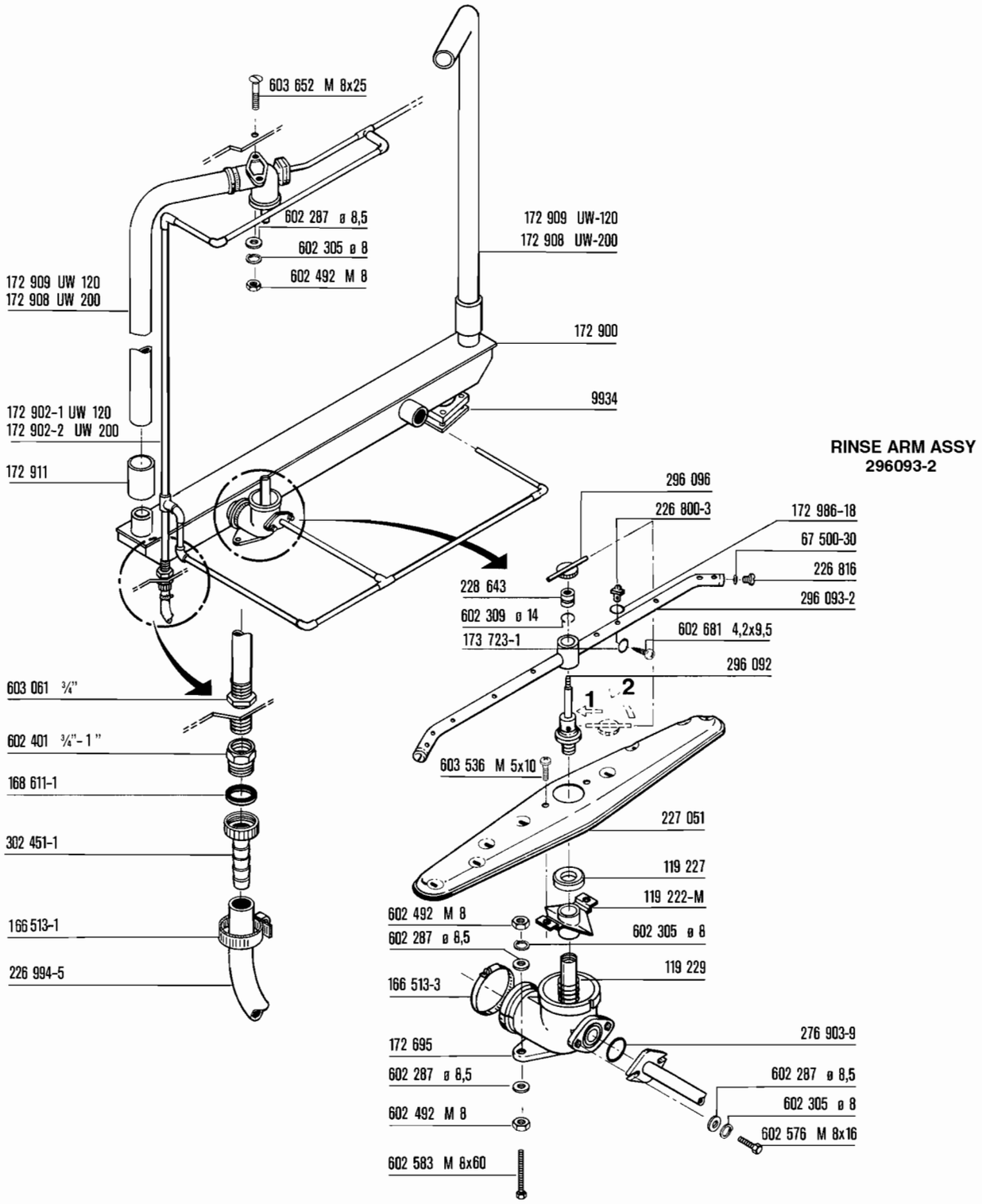
603 652 M 8x25
602 287 ø 8,5
602 305 ø 8
602 492 M 8
172 909 UW-120
172 908 UW-200
172 909 UW 120
172 908 UW 200
172 900
9934
172 902-1 UW 120
172 902-2 UW 200
172 911
RINSE ARM ASSY
296093-2
296 096
226 800-3
172 986-18
67 500-30
226 816
296 093-2
228 643
602 309 ø 14
173 723-1
602 681 4,2x9,5
296 092
1
2
603 061 ¾"
602 401 ¾"-1"
168 611-1
302 451-1
166 513-1
226 994-5
603 536 M 5x10
227 051
119 227
119 222-M
602 492 M 8
602 287 ø 8,5
602 305 ø 8
119 229
166 513-3
276 903-9
172 695
602 287 ø 8,5
602 492 M 8
602 287 ø 8,5
602 305 ø 8
602 576 M 8x16
602 583 M 8x60

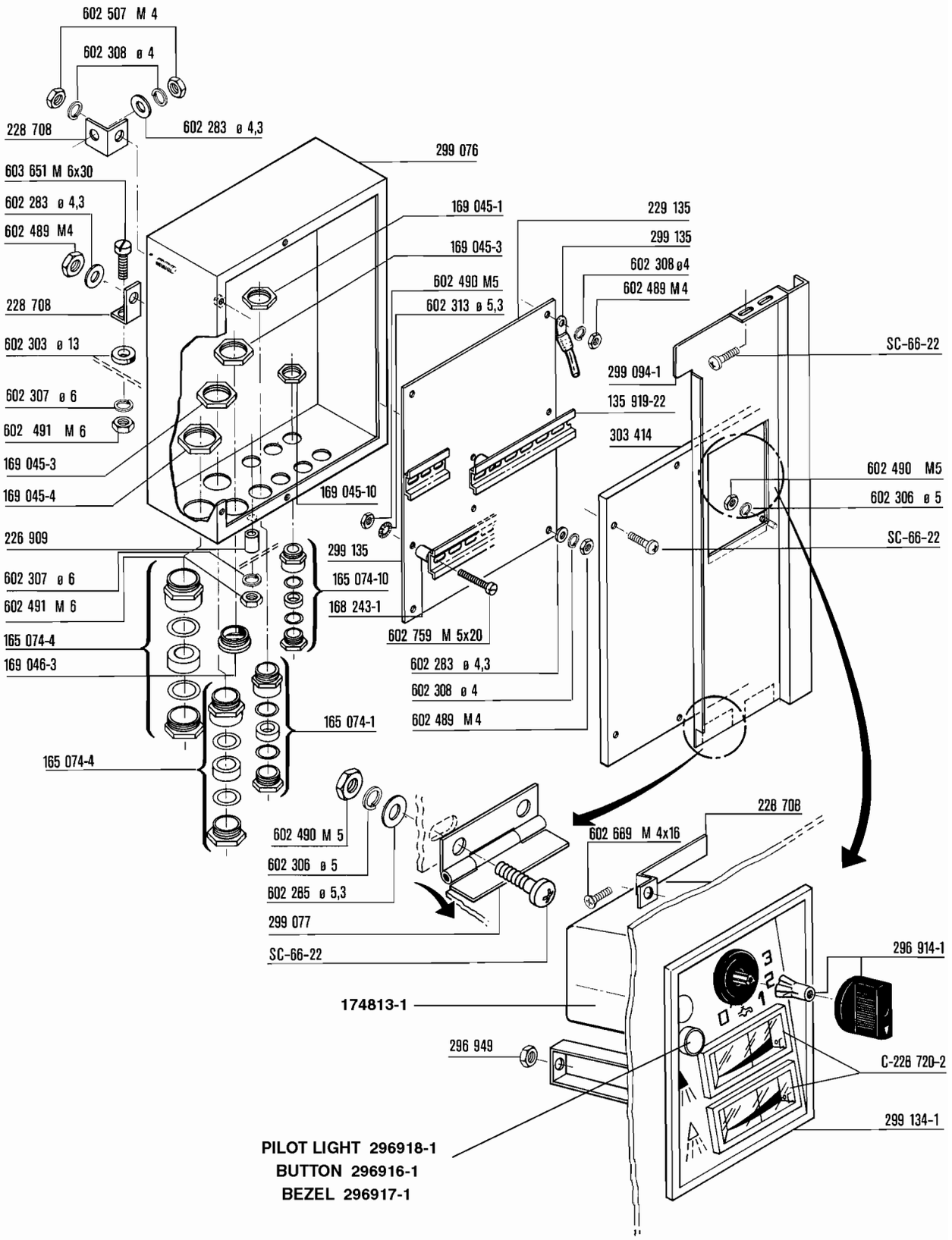
602 507 M 4
602 308 ø 4
228 708
602 283 ø 4,3
299 076
603 651 M 6x30
602 283 ø 4,3
602 489 M4
169 045-1
229 135
169 045-3
299 135
602 308 ø4
602 490 M5
602 489 M4
228 708
602 313 ø 5,3
SC-66-22
602 303 ø 13
299 094-1
602 307 ø 6
135 919-22
602 491 M 6
303 414
169 045-3
602 490 M5
169 045-4
169 045-10
602 306 ø 5
226 909
299 135
SC-66-22
602 307 ø 6
165 074-10
602 491 M 6
168 243-1
165 074-4
602 759 M 5x20
169 046-3
602 283 ø 4,3
602 308 ø 4
165 074-1
602 489 M 4
165 074-4
228 708
602 490 M 5
602 689 M 4x16
602 306 ø 5
602 285 ø 5,3
299 077
SC-66-22
296 914-1
174813-1
296 949
C-228 720-2
299 134-1
PILOT LIGHT 296918-1
BUTTON 296916-1
BEZEL 296917-1

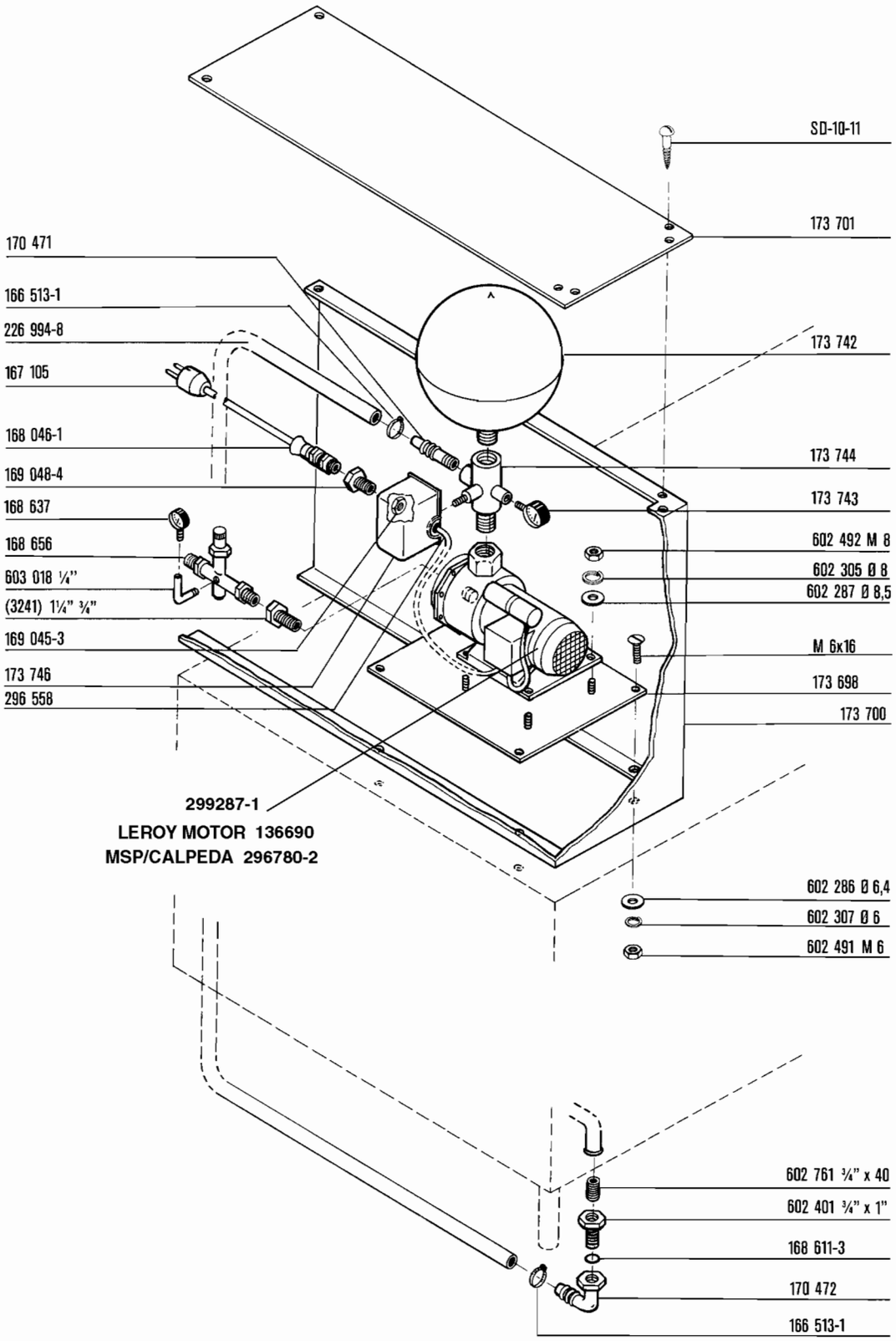
SD-10-11
173 701
170 471
166 513-1
226 994-8
173 742
167 105
168 046-1
173 744
169 048-4
173 743
168 637
602 492 M 8
168 656
602 305 Ø 8
603 018 ¼"
602 287 Ø 8,5
(3241) 1¼" ¾"
169 045-3
M 6x16
173 746
173 698
296 558
173 700
299287-1
LEROY MOTOR 136690
MSP/CALPEDA 296780-2
602 286 Ø 6,4
602 307 Ø 6
602 491 M 6
602 761 ¾" x 40
602 401 ¾" x 1"
168 611-3
170 472
166 513-1

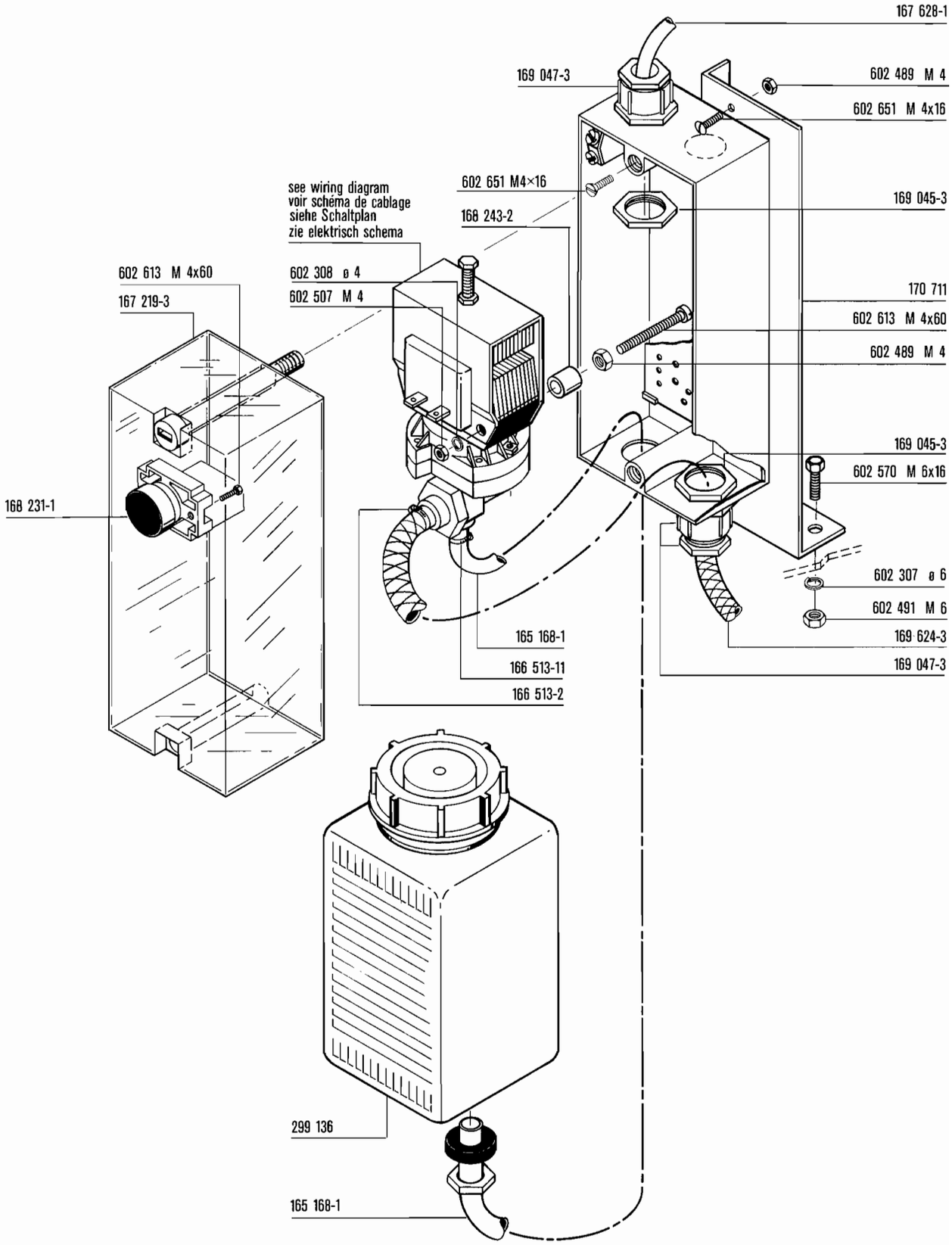
167 628-1
169 047-3
602 489 M 4
602 651 M 4x16
see wiring diagram
voir schéma de cablage
siehe Schaltplan
zie elektrisch schema
602 651 M4×16
168 243-2
169 045-3
602 613 M 4x60
167 219-3
602 308 ø 4
602 507 M 4
170 711
602 613 M 4x60
602 489 M 4
169 045-3
602 570 M 6x16
168 231-1
602 307 ø 6
602 491 M 6
165 168-1
169 624-3
166 513-11
169 047-3
166 513-2
299 136
165 168-1

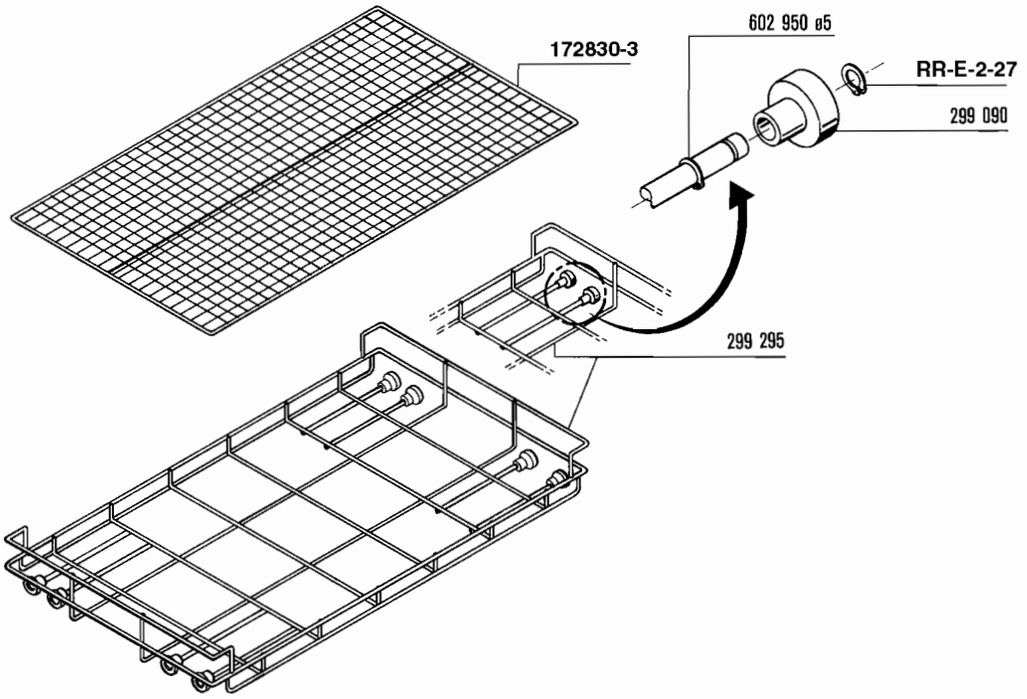
172830-3
602 950 ø5
RR-E-2-27
299 090
299 295

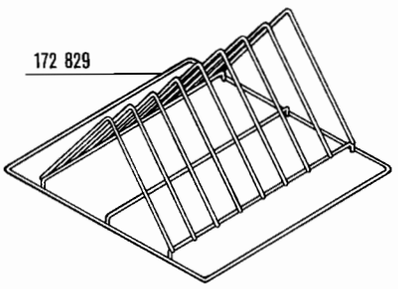
172 829